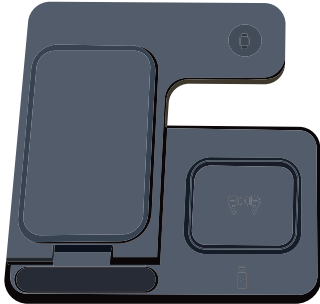


3-In-1 Wireless Charger

Instruction Manual



Package Contents



Charging Station



Quick Charger



Charging Cable






Warm Tip

To ensure charger perform normally, please use:

- **Original Quick Charger**
- **Original Charging Cable**
- **Wireless Charging Friendly Device Cases**

How to Setup



Standby Mode	Charging Mode	Foreign Object Detection (Like Metallic Objects)
		
Constant Green Light	Breathing Blue Light	Blue/Green Blinking



Cases Should Avoid



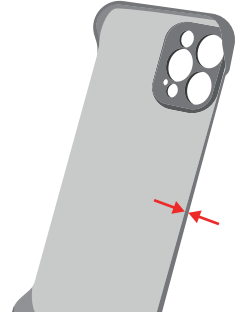
Metallic Design



Pocket Case



Uneven Surface




Thickness over
0.16 Inch (4 mm)



Silicon cases of AirPods and Watch may cause unstable charging.

Nighttime Tip



During Nighttime

You may find the signal light annoying at night. You can simply use an object to block the light.

Universal Compatibility

7.5W For Apple iPhone

iPhone 11 to 14 Series
iPhone 8 & X Series



10W For Samsung Galaxy

Galaxy S8 & S9, S20 to S22 Series
Galaxy Note 8-10 & 20 Series



3W For Apple AirPods

ONLY SUPPORT Apple AirPods
with MagSafe Charging Case



The AirPods indicator light disappears
after being charged for a few seconds.

2.5W For Apple Watch

Apple Watch SE & Ultra
Apple Watch 2 to 8

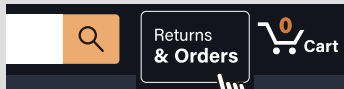


Safety and Get Help

1. Please use the original quick charger and cable to charge.
2. DO NOT put metal or magnetic objects in the charging areas.
3. If the charging station overheats your devices, you may stop charging and resume charging after cooling down.

If you have any inquiries, please contact the seller to **Get Help!**

Visit **Amazon.com**



Your Orders

Delivered Feb 9, 2023



Get help

Track package

thank
YOU
SO MUCH
☺